



National GreenPower Accreditation Program Status Report

Quarter 4 – 1 October to 31 December 2008



Publisher

NSW Department of Water and Energy

Level 17, 227 Elizabeth Street

GPO Box 3889

Sydney NSW 2001

T 02 8281 7777 F 02 8281 7799

information@dwe.nsw.gov.au

www.dwe.nsw.gov.au

National GreenPower Accreditation Program

Status Report

Quarter 4: 1 October – 31 December 2008

ISBN 978 0 7347 5545 2

Acknowledgements

We would like to thank the National GreenPower Steering Group (NGPSG) for their ongoing support of the GreenPower Program.

The NGPSG is made up of representatives from the NSW, VIC, SA, QLD and ACT governments.

The Commonwealth, TAS and NT are observer members of the NGPSG.

© State of New South Wales through the Department of Water and Energy, 2008

This work may be freely reproduced and distributed for most purposes, however some restrictions apply. Contact the Department of Water and Energy for copyright information.

Disclaimer: While every reasonable effort has been made to ensure that this document is correct at the time of publication, the State of New South Wales, its agents and employees, disclaim any and all liability to any person in respect of anything or the consequences of anything done or omitted to be done in reliance upon the whole or any part of this document.

DWE 09_020

Contents

Executive summary	2
ActewAGL	6
AGL	7
Alinta	8
ARK Climate	9
Aurora Energy	10
Australian Power & Gas	11
Carbon Planet	12
Click Energy	13
Climate Friendly	14
Country Energy	15
COZero	16
EnergyAustralia	17
Energy Pacific	18
Ergon Energy Queensland	19
Horizon Power	20
Integral Energy	21
Jackgreen International	22
Momentum Energy	23
Neighbourhood Energy	24
Origin Energy	25
Queensland Electricity	26
Red Energy	27
Simply Energy	28
South Australia Electricity	29
Synergy	30
TRUenergy	31
Victoria Electricity	32
Viridor	33
Appendix A	34



National GreenPower Accreditation Program Status Report

Quarter 4 – 1 October to 31 December 2008

This quarterly report forms part of an ongoing commitment to provide stakeholders with information on GreenPower products. The first section of this report provides general information on the National GreenPower Accreditation Program. This is followed by an overview of each GreenPower provider with information on sales, purchases and customer numbers.

The 2008 settlement period is from 1 January 2008 to 31 December 2008.

The dates of the quarters are as follows:

- Quarter 1: 1 January to 31 March, 2008
- Quarter 2: 1 April to 30 June, 2008
- Quarter 3: 1 July to 30 September, 2008
- **Quarter 4: 1 October to 31 December, 2008**

This report, as well as additional information about GreenPower, is available on the GreenPower website:

www.greenpower.gov.au

Executive summary

Quarter in review: 1 October – 31 December 2008

GreenPower products totalled 38 for the quarter, offered by 28 GreenPower providers. Availability and characteristics of products, sales and total customers are described in this report. The figures contained in the report are preliminary and may be subject to revision in subsequent quarterly reports.

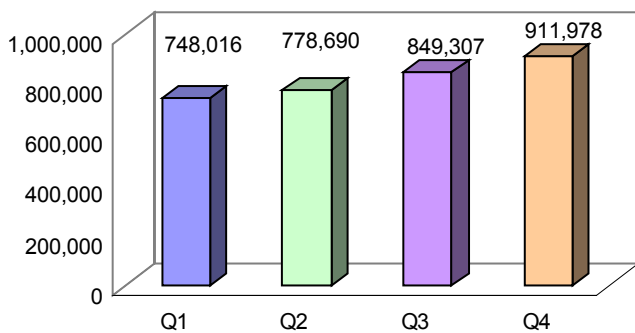
A summary of key data, collated across the GreenPower market is provided below.

Quarterly status of National GreenPower Accreditation Program

	NSW	VIC	QLD	SA	WA	ACT	TAS	Total
Residential Customers	226,427	328,950	218,750	83,586	7,524	12,618	20	877,875
Commercial Customers	10,380	12,107	5,418	4,716	1,313	165	4	34,103
Total Green Power Customers	236,807	341,057	224,168	88,302	8,837	12,783	24	911,978
Net Change in Green Power Customers	4,572	19,557	34,176	3,789	-91	657	11	62,671
Green Power Sales to Residential Customers (MWh)	68,442	73,473	91,921	20,197	7,126	7,344	12	268,516
Green Power Sales to Commercial Customers (MWh)	57,978	48,261	30,690	40,432	11,641	19,160	84	208,247
Total Green Power Sales (MWh)	126,420	121,734	122,611	60,630	18,767	26,505	96	476,762

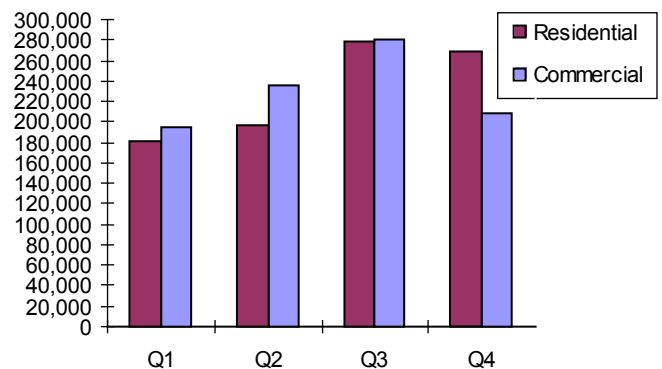
GreenPower customers

Total GreenPower customers per quarter



GreenPower sales

Quarterly and year to date (YTD) commercial and residential GreenPower sales (MWh)



About the National GreenPower Accreditation Program

To support the growth of the renewable energy industry in Australia the NSW Government developed the *GreenPower Accreditation Program* in April 1997. The purpose of the program is to promote the installation of new GreenPower electricity generators by increasing consumer demand and confidence in accredited GreenPower products.

Due to its success, the program was expanded nationally through joint collaboration by participating government agencies in New South Wales (NSW), Victoria (VIC), Queensland (QLD), South Australia (SA), Australian Capital Territory (ACT), Tasmania (TAS) and Western Australia (WA) and renamed the '*National GreenPower Accreditation Program*'. In May 2000, the National GreenPower Steering Group was officially established. The NSW Department of Water and Energy (DWE) is currently appointed as the GreenPower Program Manager.

The term 'GreenPower product' refers only to the GreenPower accredited portion of any product offered by a GreenPower provider. Most energy providers throughout Australia offer at least one accredited GreenPower product. In the contestable (deregulated) markets of NSW, VIC, SA, the ACT, QLD and TAS, all residential and commercial customers can choose to buy a GreenPower product offered by any provider licensed in that State or Territory. Larger customers in WA can also choose GreenPower from licensed providers outside their franchise area.

GreenPower products are also offered by some companies that are not licensed energy providers. In these cases, the GreenPower provider offers an accredited GreenPower product separate to a customer's electricity supply.

The three main types of GreenPower products offered are:

1. **Consumption based products** whereby customers nominate the level of GreenPower purchased according to a nominated percentage of their total electricity consumption;
2. **'Block' based products** whereby residential customers purchase a kWh 'block' of GreenPower that is based on the average household electricity consumption and is not directly linked to an individual customer's consumption; and
3. **Purchase of GreenPower to match consumption provided by another provider.** This is available nationally using web interfaces and direct sales to customers. While customers continue to purchase electricity from their standard electricity supplier, the GreenPower provider will purchase and surrender the equivalent number of GreenPower Rights and Renewable Energy Certificates (RECs) from eligible generation sources to meet the customer's elected electricity consumption.

Blended GreenPower products apply when a customer purchases a level of GreenPower equivalent to less than 100 per cent of their electricity consumption. The 'backfill' or non-accredited portion of blended products is not reported on and can therefore be sourced from any type of electricity generation. The GreenPower accredited portion of a blended product must be equivalent to at least 10 per cent of a residential customer's total electricity consumption.

Rules of the program

The National GreenPower Accreditation Program sets stringent rules for all GreenPower providers offering an accredited GreenPower product. Two key requirements are for GreenPower providers to: source all generation included in a GreenPower product from GreenPower approved sources; and purchase at least eighty per cent of GreenPower sales from 'new' renewable energy generation. 'New' is defined as any generator built or commissioned after 1 January 1997 that is GreenPower approved.

From 1 July 2006 onwards, GreenPower providers are required to source 100 per cent of accredited GreenPower sales from 'new' GreenPower generation. For long term GreenPower sales contracts signed prior to 1 July 2006, the 100 per cent 'new' GreenPower requirement must be implemented as contracts are renegotiated or by 31 December 2008, whichever is earlier.

Further information on the rules of the program is available in the *National GreenPower Program Rules*, available on the website at www.greenpower.gov.au

To ensure that GreenPower sales are additional to legislated renewable energy purchases through the Mandatory Renewable Energy Target (MRET), providers are required to transfer and surrender eligible RECs for each MWh of generation classified as 'new' GreenPower generation sold as part of a GreenPower product within a settlement period.

GreenPower generators

Under the National GreenPower Accreditation Program, a GreenPower approved generator is defined as an electricity generator that results in a greenhouse gas emission reduction and net environmental benefits; is based primarily on a renewable energy resource; and complies with the guidelines in the *National GreenPower Program Rules*. A description of the major generator types is provided in Appendix A.

There are currently 278 GreenPower approved generators in Australia, including 192 'new' generators, which have been commissioned or first sold energy since January 1, 1997. For an interactive map of GreenPower approved generators, please visit the GreenPower website at www.greenpower.gov.au

GreenPower generators accredited this quarter

The table below details the GreenPower generators approved in the quarter ending 31 Dec 2008.

Generator	Generation type	Commissioning date	Location
Snowtown Wind Farm	Wind	September 2008	Snowtown, SA
Woy Woy Renewable Energy Facility	Bioenergy	August 2008	Woy Woy, NSW
Kincumber Renewable Energy Facility	Bioenergy	June 2008	Kincumber, NSW
Green Energy Trading Oct-Nov 2008	Bulk Solar PV	November 2008	Various

GreenPower products

GreenPower products are available to electricity consumers in the commercial and residential markets. In some cases, different products are available to each market sector. The table below details the States and Territories in which GreenPower products were offered during the quarter.

GreenPower products offered this quarter

Provider	Product	States offered						
		NSW	VIC	QLD	SA	WA	ACT	TAS
ActewAGL	GreenChoice	☼	☼	☼	☼	☼	☼	☼
AGL	Cleangreen			☼				
	Green Energy	☼	☼	☼	☼		☼	
	Green Living	✱	✱		✱			
	Green Spirit	✱	✱		✱			
Alinta	Alinta GreenPower					✓		
ARK Climate	ARK Climate	☼	☼	☼	☼	☼	☼	☼
Aurora Energy	AuroraGreen	✓	✓	✓	✓		✓	✓
Australian Power & Gas	Greentricity	✱	✱	✱				
Carbon Planet	Carbon Planet GreenPower	✓	✓	✓	✓	✓	✓	✓
Click Energy	ClickNatural		✱					
Climate Friendly	Climate Neutral	☼	☼	☼	☼	☼	☼	☼
Country Energy	countrygreen	☼	☼	☼	☼		☼	
COZero	GreenEnergy	☼	☼	☼	☼	☼	☼	☼
EnergyAustralia	PureEnergy	☼	☼	☼			☼	
Energy Pacific	Pacific Hydro	✓	✓	✓	✓	✓	✓	✓
Ergon Energy Queensland	Clean Energy			☼				
Horizon Power	Green Select					✱		
Integral Energy	Business Green	✓	✓	✓			✓	
	Hampton Park Wind (not offered to new customers)	✱						
	INgreen / Wyuna Water	☼		☼				
Jackgreen	Jackgreen Power	☼	☼	☼	☼			
Momentum Energy	Momentum Energy Green		☼		☼			
Neighbourhood Energy	Greenlight		✱					
Origin Energy	earth'schoice			☼				
	EcoPower (not currently offered to new customers)		☼					
	EcoSaver (not currently offered to new customers)		✱					
	GreenEarth	☼	☼	✓	☼	✓	✓	✓
Queensland Electricity	GreenEnergy			☼				
Red Energy	Green Planet		☼	☼	☼		☼	
Simply Energy	GreenSaver		✱		✱			
	Green@work		✓		✓			
South Australia Electricity	GreenEnergy				☼			
Synergy	EasyGreen					✱		
	NaturalPower					☼		
TRUenergy	TRUenergy green	☼	☼	☼	☼		☼	
Victoria Electricity	Victoria Electricity Green Energy		☼					
Viridor	Deep Green Renewable	✓	✓	✓	✓	✓	✓	✓

☼ Available to residential/commercial customers; ✱ Available to residential customers only; ✓ Available to commercial customers only



ActewAGL

Product options	R / C	Product details	Consumption / Block based	Availability
GreenChoice 5	R	28 % Accredited	Block of 5 kWh/day	Australia wide
GreenChoice 10	R	56 % Accredited	Block of 10 kWh/day	Australia wide
GreenChoice 15	R	85 % Accredited	Block of 15 kWh/day	Australia wide
GreenChoice 20	R	113 % Accredited	Block of 20 kWh/day	Australia wide
GreenChoice 10 Business	C	Sold in Blocks	Blocks of 10 kWh	Australia wide
GreenChoice 10 %	R	10 % Accredited	Consumption	ACT & Capital region
GreenChoice 25 %	R	25 % Accredited	Consumption	ACT & Capital region
GreenChoice 50 %	R	50 % Accredited	Consumption	ACT & Capital region
GreenChoice 100 %	R	100 % Accredited	Consumption	ACT & Capital region
GreenChoice 200 %	R	200 % Accredited	Consumption	ACT & Capital region
GreenChoice Event	C	100 % event plan	Consumption	ACT & Capital region

*R – Residential, C – Commercial

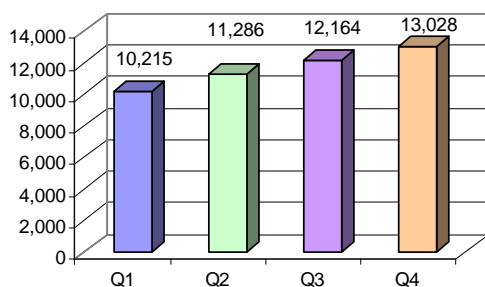
Contact ActewAGL: On 13 14 93 or visit www.actewagl.com.au/greenchoice

Quarter in review

31 December	Residential	Commercial	Total
GreenPower customer numbers	12,871	157	13,028
GreenPower sales Mwh	7,550	17,613	25,164
'New' GreenPower purchases	Canunda, Hallett and Wattle Pt Windfarms, West Nowra Landfill Gas, Wingfield II		

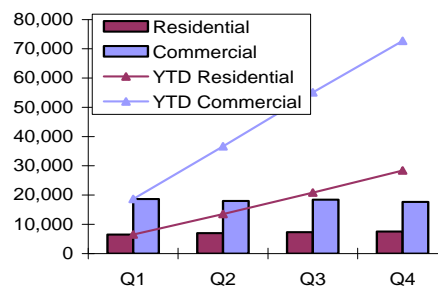
GreenPower customers

Total GreenPower customers per quarter



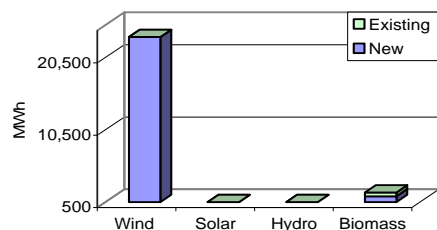
GreenPower sales

Quarterly and year to date (YTD) GreenPower sales (MWh)



GreenPower purchases

New and existing GreenPower purchased this quarter by generation type (MWh)



New purchased: 24,636 MWh
Existing purchased: 528 MWh

Year to date GreenPower purchased by generation type (MWh)

Generation type	Existing (MWh)	New (MWh)	Total (MWh)
Wind	0	93,791	93,791
Solar	0	0	0
Hydro	0	0	0
Biomass	2,100	5,211	7,311
Total	2,100	99,002	101,102



AGL

Product options	R / C	Product details	Consumption / Block based	Availability
Green Spirit	R	10 % Accredited	Consumption	NSW, SA, VIC
Green Living	R	20 % Accredited	Consumption	NSW, SA, VIC
Green Energy	R	100 % Accredited	Consumption	NSW, SA, VIC
Green Energy Business	C	Customer chooses 1 % - 100 %	Consumption	NSW, SA, VIC, QLD & ACT
Cleangreen	R	20 % Accredited	Block of 330 kWh/qtr	QLD
Cleangreen	C	2.5 % to 100 % Accredited	Consumption	QLD

*R – Residential, C – Commercial

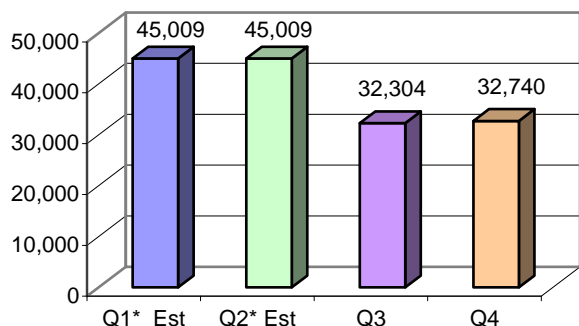
Contact AGL: On 1300 556 245 or visit: www.agl.com.au

Quarter in review

31 December	Residential	Commercial	Total
GreenPower customer numbers	27,400	5,340	32,740
GreenPower sales MWh	46,806	3,908	50,714
'New' GreenPower purchases	There were no 'new' GreenPower purchases this quarter		

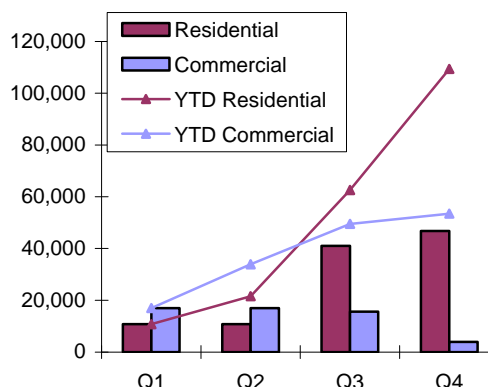
GreenPower customers

Total GreenPower customers per quarter



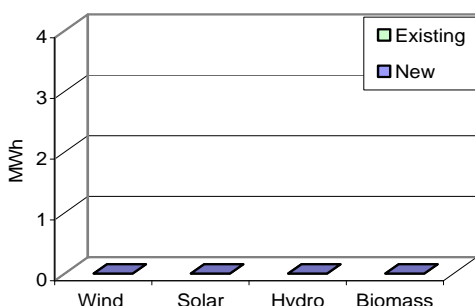
GreenPower sales

Quarterly and year to date (YTD) GreenPower sales (MWh) [Q&Q2 est.]



GreenPower purchases

New and existing GreenPower purchased this quarter by generation type (MWh)



New purchased: 0 MWh

Existing purchased: 0 MWh

Year to date GreenPower purchased by generation type (MWh)

Generation type	Existing (MWh)	New (MWh)	Total (MWh)
Wind	0	0	0
Solar	0	0	0
Hydro	0	0	0
Biomass	0	0	0
Total	0	0	0



Alinta

Product options	R / C	Product details	Consumption / Block based	Availability
GreenPower EcoPlus	C	Customer chooses % - offered to business customers with annual electricity consumption of more than 50,000 kWh	Consumption	WA

*R – Residential, C – Commercial

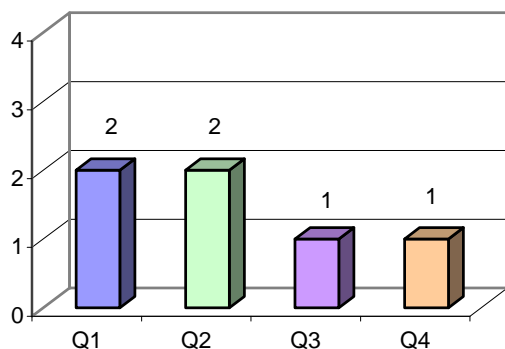
Contact Alinta: On (08) 6213 7247 or visit: www.alintacustomer.com.au

Quarter in review

31 December	Residential	Commercial	Total
GreenPower customer numbers	0	1	1
GreenPower sales MWh	N/A	19	19
'New' GreenPower purchases	There were no 'new' GreenPower purchases this quarter		

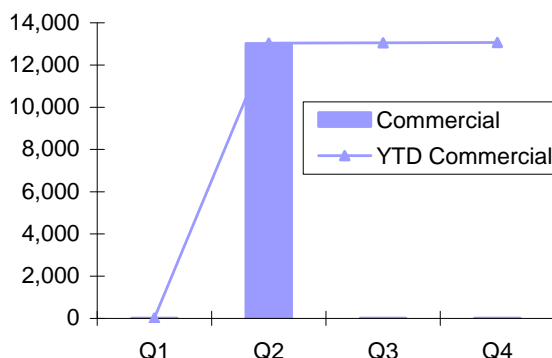
GreenPower customers

Total GreenPower customers per quarter



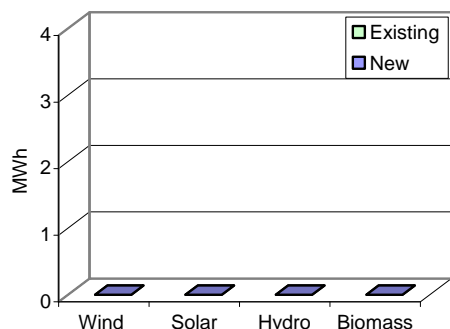
GreenPower sales

Quarterly and year to date (YTD) GreenPower sales (MWh)



GreenPower purchases

New and existing GreenPower purchased this quarter by generation type (MWh)



New purchased: 0 MWh
Existing purchased: 0 MWh

Year to date GreenPower purchased by generation type (MWh)

Generation type	Existing (MWh)	New (MWh)	Total (MWh)
Wind	0	13,000	13,000
Solar	0	0	0
Hydro	0	0	0
Biomass	0	0	0
Total	0	13,000	13,000



ARK Climate

Product options	R / C	Product details	Consumption / Block based	Availability
ARK Climate	R & C	Offered to customers via a web interface	Block (minimum 647 KWh/yr residential)	Australia wide

*R – Residential, C – Commercial

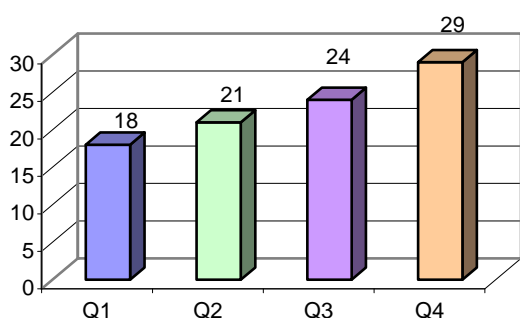
Contact ARK Climate: On (03) 9682 4200 or visit: www.co2ex.com.au/

Quarter in review

31 December	Residential	Commercial	Total
GreenPower customer numbers	2	27	29
GreenPower sales MWh	0	5,380	5,380
'New' GreenPower purchases	Includes Canunda, Challicum Hills and Codrington Wind Farms and Various Bulk Solar PV & others		

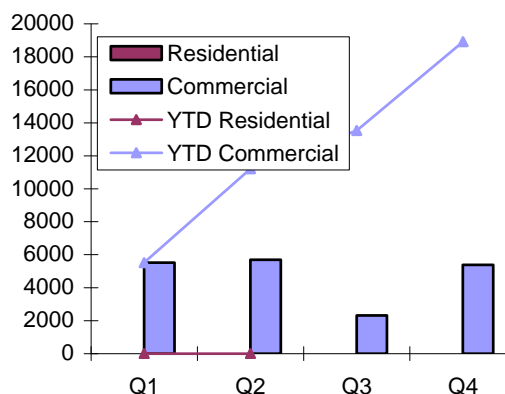
GreenPower customers

Total GreenPower customers per quarter



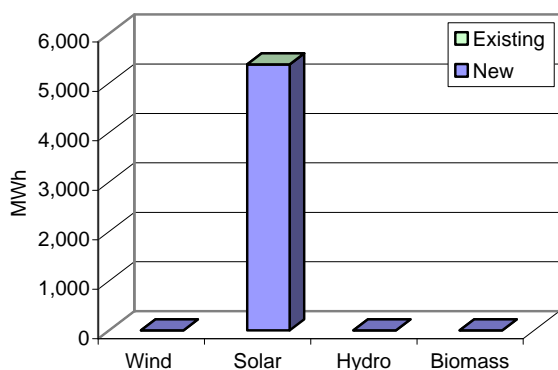
GreenPower sales

Quarterly and year to date (YTD) GreenPower sales (MWh)



GreenPower purchases

New and existing GreenPower purchased this quarter by generation type (MWh)



New purchased: 5,380 MWh

Existing purchased: 0 MWh

Year to date GreenPower purchased by generation type (MWh)

Generation type	Existing (MWh)	New (MWh)	Total (MWh)
Wind	0	2,000	2,000
Solar	0	10,880	10,880
Hydro	0	0	0
Biomass	0	0	0
Total	0	12,880	12,880



Aurora Energy

Product options	R / C	Product details	Consumption / Block based	Availability
AuroraGreen	C	Customer chooses GreenPower contribution 1% - 100%	Consumption	NSW, ACT, QLD, VIC, SA & TAS
AuroraGreen	R	Customer chooses 10%-100%	Consumption	TAS

*R – Residential, C – Commercial

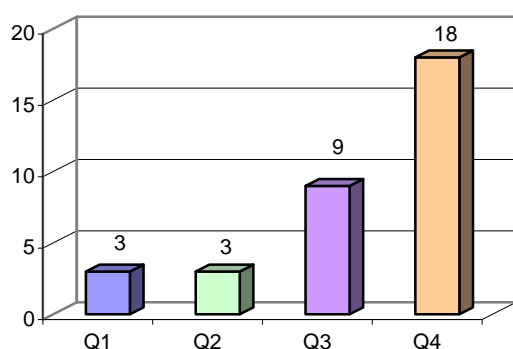
Contact Aurora Energy: On 1300 132 007 or visit: www.aurora.com.au

Quarter in review

31 December	Residential	Commercial	Total
GreenPower customer numbers	13	5	18
GreenPower sales MWh	9	2,232	2,241
'New' GreenPower purchases	Woolnorth Studland Bay Wind Farm		

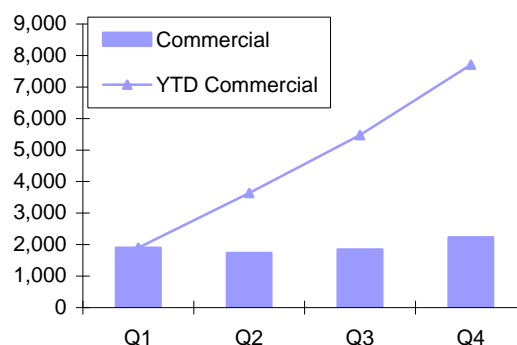
GreenPower customers

Total GreenPower customers per quarter



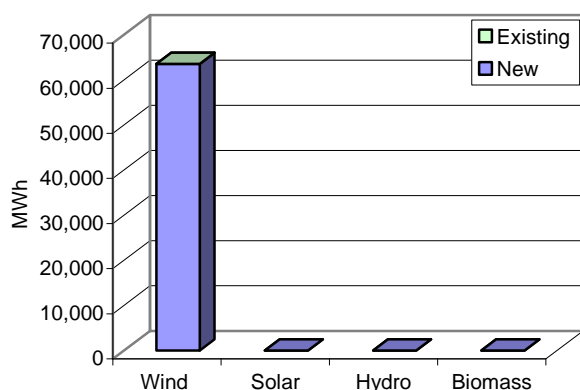
GreenPower sales

Quarterly and year to date (YTD) GreenPower sales (MWh)



GreenPower purchases

New and existing GreenPower purchased this quarter by generation type (MWh)



New purchased: 63,533 MWh
Existing purchased: 0 MWh

Year to date GreenPower purchased by generation type (MWh)

Generation type	Existing (MWh)	New (MWh)	Total (MWh)
Wind	0	223,885	223,885
Solar	0	0	0
Hydro	0	0	0
Biomass	0	0	0
Total	0	223,885	223,885

Australian Power & Gas



Product options	R / C	Product details	Consumption / Block based	Availability
Greentricity 10	R	10 % Accredited	Consumption	NSW, VIC, QLD
Greentricity 50	R	50 % Accredited	Consumption	NSW, VIC, QLD
Greentricity 100	R	100 % Accredited	Consumption	NSW, VIC, QLD

*R – Residential, C – Commercial

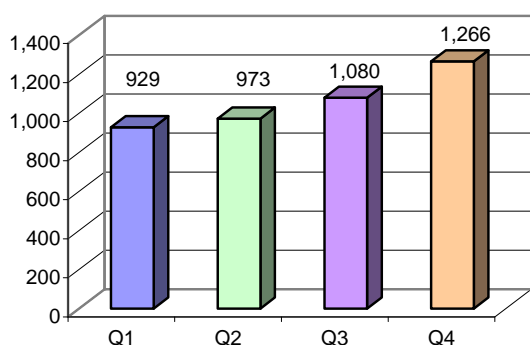
Contact Australian Power and Gas: On 13 32 98 or visit: www.australianpowerandgas.com.au

Quarter in review

31 December	Residential	Commercial	Total
GreenPower customer numbers	1,266	N/A	1,266
GreenPower sales MWh	608	N/A	608
'New' GreenPower purchases	There were no 'new' GreenPower purchases this quarter		

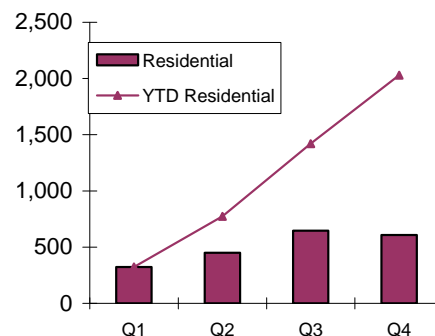
GreenPower customers

Total GreenPower customers per quarter



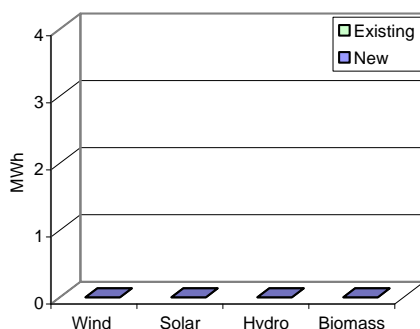
GreenPower sales

Quarterly and year to date (YTD) GreenPower sales (MWh)



GreenPower purchases

New and existing GreenPower purchased this quarter by generation type (MWh)



New purchased: 0 MWh
Existing purchased: 0 MWh

Year to date GreenPower purchased by generation type (MWh)

Generation type	Existing (MWh)	New (MWh)	Total (MWh)
Wind	0	0	0
Solar	0	0	0
Hydro	0	2,300	2,300
Biomass	0	0	0
Total	0	2,300	2,300



Carbon Planet

Product options	R / C	Product details	Consumption / Block based	Availability
CarbonPlanet - GreenPower	C	25%, 50% &100% GreenPower	Consumption	Australia wide

*R – Residential, C – Commercial

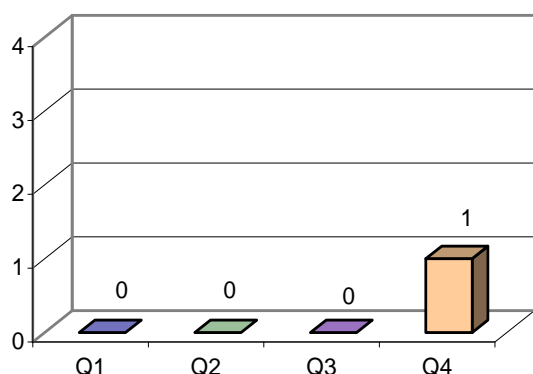
Contact CarbonPlanet: On **08 8237 9000** or visit: www.carbonplanet.com

Quarter in review

31 December	Residential	Commercial	Total
GreenPower customer numbers	0	1	1
GreenPower sales MWh	0	1168	1168
'New' Green Power purchases	AGL – Hydro Partnership		

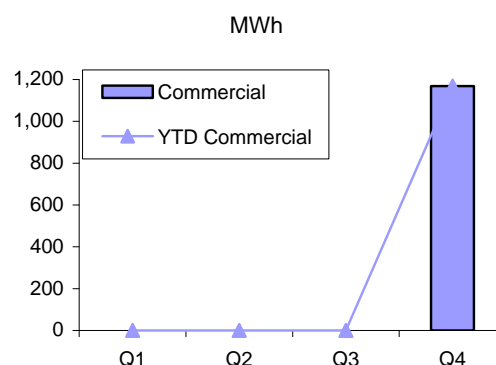
GreenPower customers

Total GreenPower customers per quarter



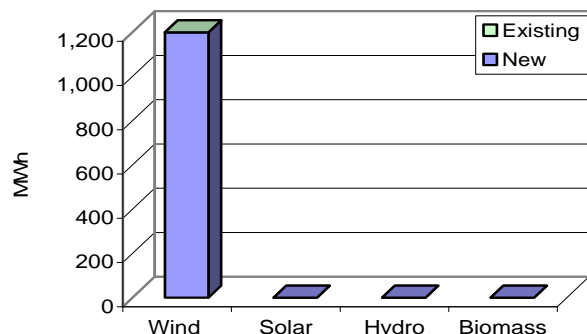
GreenPower sales

Quarterly and year to date (YTD) GreenPower sales (MWh)



GreenPower purchases

New and existing GreenPower purchased this quarter by generation type (MWh)



New purchased: 1200 MWh
Existing purchased: 0 MWh

Year to date GreenPower purchased by generation type (MWh)

Generation type	Existing (MWh)	New (MWh)	Total (MWh)
Wind	0	1200	1200
Solar	0	0	0
Hydro	0	0	0
Biomass	0	0	0
Total	0	1200	1200

Click Energy



Product options	R / C	Product details	Consumption / Block based	Availability
ClickNatural	R	25 % Accredited	Consumption	VIC

*R – Residential, C – Commercial

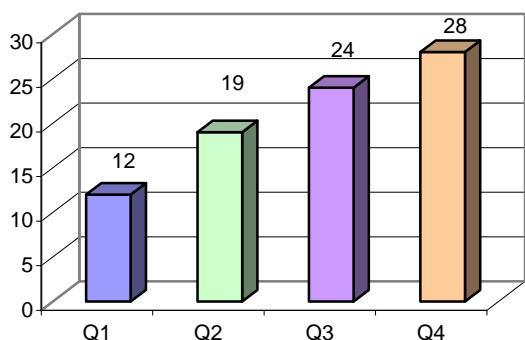
Contact Click Energy: On 1800 775 929 or visit: www.clickenergy.com.au

Quarter in review

31 December	Residential	Commercial	Total
GreenPower customer numbers	28	NA	28
GreenPower sales MWh	19	NA	19
'New' Green Power purchases	There were no 'new' GreenPower purchases this quarter		

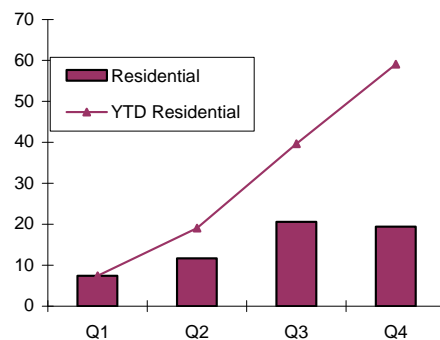
GreenPower customers

Total GreenPower customers per quarter



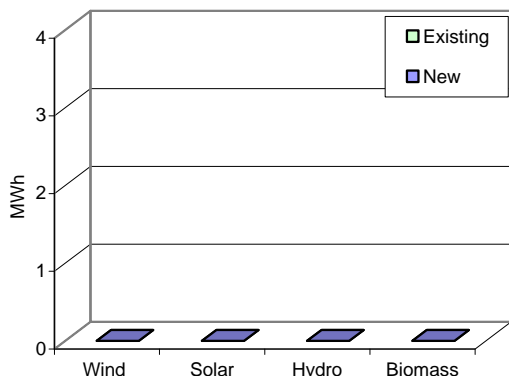
GreenPower sales

Quarterly and year to date (YTD) GreenPower sales (MWh)



GreenPower purchases

New and existing GreenPower purchased this quarter by generation type (MWh)



New purchased: 0 MWh
Existing purchased: 0 MWh

Year to date GreenPower purchased by generation type (MWh)

Generation type	Existing (MWh)	New (MWh)	Total (MWh)
Wind	0	0	0
Solar	0	0	0
Hydro	0	0	0
Biomass	0	0	0
Total	0	0	0



Climate Friendly

Product options	R / C	Product details	Consumption / Block based	Availability
Climate Neutral – Economy	R & C	10 % Accredited	Block of 647 kWh/yr	Australia wide
Climate Neutral - Green	R & C	25 % Accredited	Block of 1,618.75 kWh/yr	Australia wide
Climate Neutral - Emerald	R & C	100 % Accredited	Block of 6,470 kWh/yr	Australia wide

*R – Residential, C – Commercial

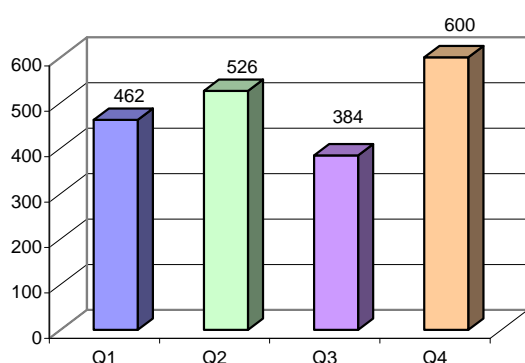
Contact Climate Friendly: On (02) 9356 3600, sales@climatefriendly.com or visit www.climatefriendly.com

Quarter in review

31 December	Residential	Commercial	Total
GreenPower customer numbers	526	74	600
GreenPower sales MWh	73	661	734
'New' GreenPower purchases	There were no 'new' GreenPower purchases this quarter		

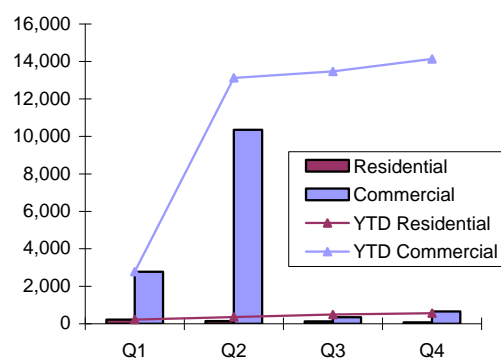
GreenPower customer

Total GreenPower customers per quarter



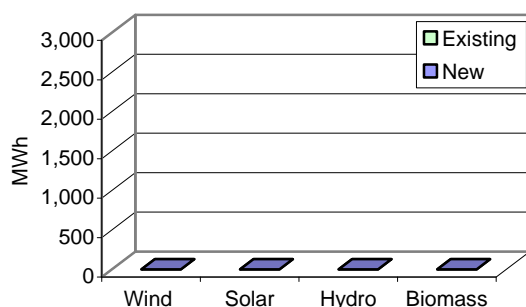
GreenPower sales

Quarterly and year to date (YTD) GreenPower sales (MWh)



GreenPower purchases

New and existing GreenPower purchased this quarter by generation type (MWh)



New purchased: 0 MWh

Existing purchased: 0 MWh

Year to date GreenPower purchased by generation type (MWh)

Generation type	Existing (MWh)	New (MWh)	Total (MWh)
Wind	0	4,000	4,000
Solar	0	0	0
Hydro	0	0	0
Biomass	0	0	0
Total	0	4,000	4,000



Country Energy

Product options	R / C	Product details	Consumption / Block based	Availability
everydayGREEN	R	10 % Accredited	Block of 647 kWh/yr	NSW, ACT, VIC, QLD, SA
liteGREEN	R	20 % Accredited	Block of 1,294 kWh/yr	NSW, ACT, VIC, QLD, SA
livingGREEN	R	50 % Accredited	Block of 3,235 kWh/yr	NSW, ACT, VIC, QLD, SA
foreverGREEN	R	100 % Accredited	Block of 6,470 kWh/yr	NSW, ACT, VIC, QLD, SA
businessGREEN	C	10 % Accredited	Consumption	NSW, ACT, VIC, QLD, SA
businessCHOICE	C	20 % Accredited	Consumption	NSW, ACT, VIC, QLD, SA
businessPLUS	C	50 % Accredited	Consumption	NSW, ACT, VIC, QLD, SA
businessADVANTAGE	C	100 % Accredited	Consumption	NSW, ACT, VIC, QLD, SA
countrygreen Business	C	Customer chooses contribution 2.5 % - 100 %	Consumption	NSW, ACT, VIC, QLD, SA

*R – Residential, C – Commercial

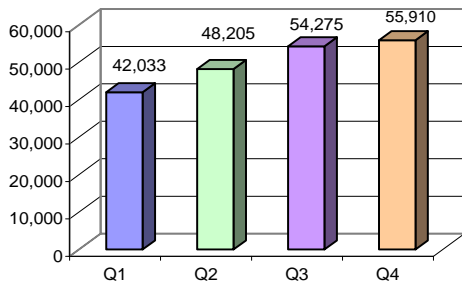
Contact Country Energy: On 13 23 56, or visit www.countryenergy.com.au

Quarter in review

31 December	Residential	Commercial	Total
GreenPower customer numbers	51,592	4,318	55,910
GreenPower sales MWh	14,546	13,144	27,690
'New' GreenPower purchases	Includes Broadwater and Condong Sugar Mills, Queanbeyan Solar Farm, Dungog Hydro, Blayney Wind & others		

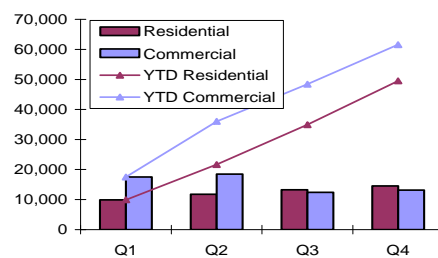
GreenPower customers

Total GreenPower customers per quarter



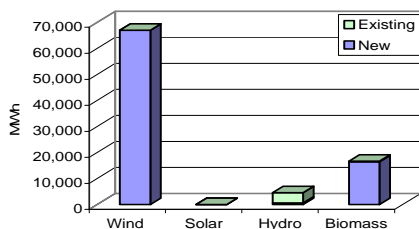
GreenPower sales

Quarterly and year to date (YTD) GreenPower sales (MWh)



GreenPower purchases

New and existing GreenPower purchased this quarter by generation type (MWh)



New purchased: 84,152 MWh
Existing purchased: 4,247 MWh

Year to date GreenPower purchased by generation type (MWh)

Generation type	Existing (MWh)	New (MWh)	Total (MWh)
Wind	0	254,645	254,645
Solar	0	121	121
Hydro	16,968	2,833	19,801
Biomass	979	84,643	85,622
Total	17,947	342,242	360,189

COZero



Product options	R / C	Product details	Consumption / Block based	Availability
GreenEnergy	R & C	Offered to customers via a web interface	Block (minimum 647 kWh/yr residential)	Australia wide

*R – Residential, C – Commercial

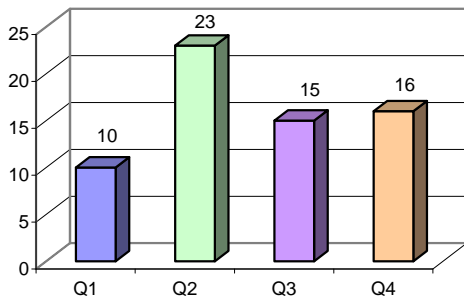
Contact COZero: On 1300 BE NEUTRAL or visit: www.cozero.net

Quarter in review

31 December	Residential	Commercial	Total
GreenPower customer numbers	0	16	16
GreenPower sales MWh	0	3,620	3,620
'New' GreenPower purchases	Lake Bonney Stage Two Wind Farm & others		

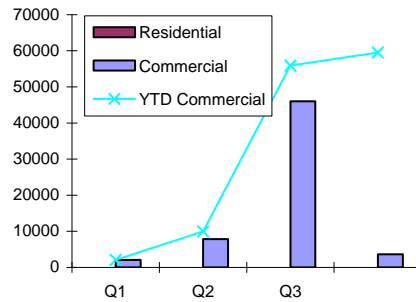
GreenPower customers

Total GreenPower customers per quarter



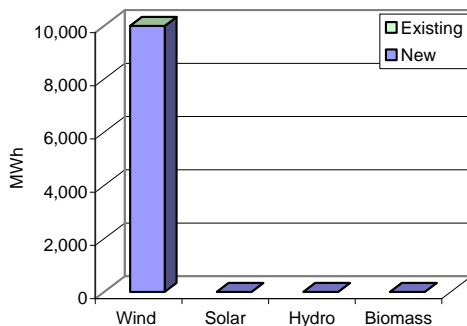
GreenPower sales

Quarterly and year to date (YTD) GreenPower sales (MWh)



GreenPower purchases

New and existing GreenPower purchased this quarter by generation type (MWh)



New purchased: 10,000 MWh
Existing purchased: 0 MWh

Year to date GreenPower purchased by generation type (MWh)

Generation type	Existing (MWh)	New (MWh)	Total (MWh)
Wind	0	78,000	78,000
Solar	0	0	0
Hydro	0	0	0
Biomass	0	0	0
Total	0	78,000	78,000

Product options	R / C	Product details	Consumption / Block based	Availability
PureEnergy 10	R & C	10 % Accredited (customers usage <15 MWh/annum)	Block	NSW, QLD & ACT
PureEnergy 25	R	25 % Accredited	Block	VIC
PureEnergy 50	R & C	50 % Accredited (customers usage <160 MWh/annum)	Consumption	VIC
PureEnergy 100	R & C	100 % Accredited (customers usage <160 MWh/annum)	Consumption	VIC, EA network area
PureEnergy Premium	R & C	100 % Accredited	Block	NSW, QLD & ACT
PureEnergy Business	C	Customer (usage > 160 MWh/annum) chooses contribution 1 % - 100 %	Consumption	NSW, QLD & ACT

*R – Residential, C – Commercial

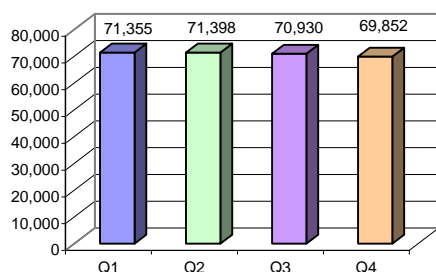
Contact EnergyAustralia: On 13 15 35, or visit www.energy.com.au.

Quarter in review

31 December	Residential	Commercial	Total
GreenPower customer numbers	67,340	2,512	69,852
GreenPower sales MWh	17,875	40,509	58,384
'New' GreenPower purchases	Includes Toora Wind Farm, Foreshore Park Solar System, Wivenhoe Mini Hydro and Suntown Landfill		

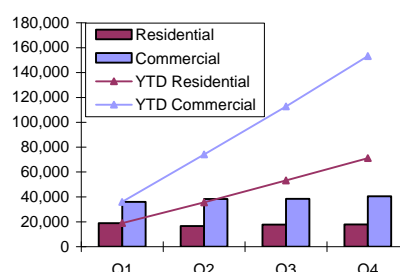
GreenPower customers

Total GreenPower customers per quarter



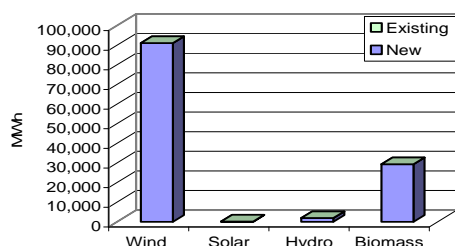
GreenPower sales

Quarterly and year to date (YTD) GreenPower sales (MWh)



GreenPower purchases

New and existing GreenPower purchased this quarter by generation type (MWh)



New purchased: 122,665 MWh

Existing purchased: 0 MWh

Year to date GreenPower purchased by generation type (MWh)

Generation type	Existing (MWh)	New (MWh)	Total (MWh)
Wind	0	331,911	331,911
Solar	0	628	628
Hydro	0	5,912	5,912
Biomass	0	115,603	115,603
Total	0	454,054	454,054



Energy Pacific

Product options	R / C	Product details	Consumption / Block based	Availability
Pacific Hydro	C	100 % Accredited	Block	All

*R – Residential, C – Commercial

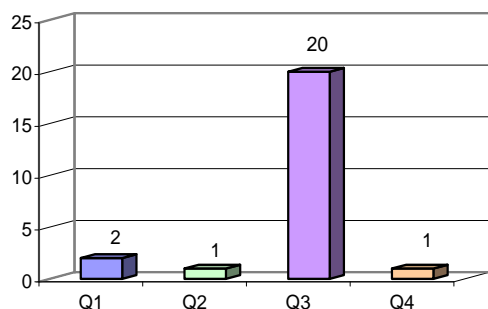
Contact Energy Pacific: On (03) 8621 6000, or visit www.pacifichydro.com.au.

Quarter in review

31 December	Residential	Commercial	Total
GreenPower customer numbers	0	1	1
GreenPower sales MWh	0	0	0
'New' GreenPower purchases	There were no 'new' GreenPower purchases this quarter		

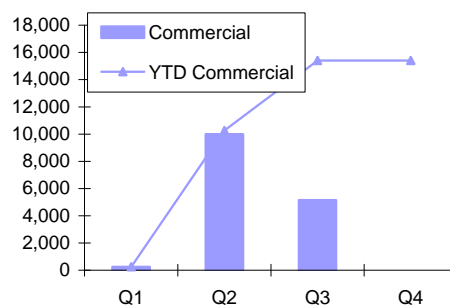
GreenPower customers

Total GreenPower customers per quarter



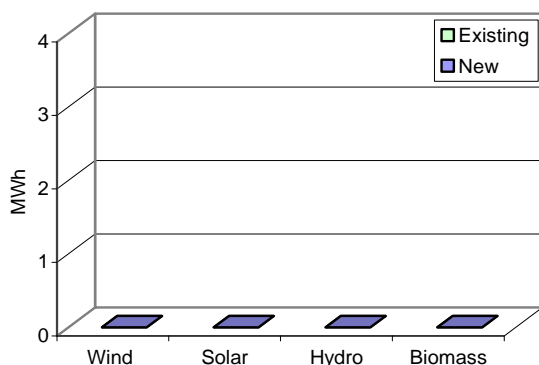
GreenPower sales

Quarterly and year to date (YTD) GreenPower sales (MWh)



GreenPower purchases

New and existing GreenPower purchased this quarter by generation type (MWh)



New purchased: 0 MWh
Existing purchased: 0 MWh

Year to date GreenPower purchased by generation type (MWh)

Generation type	Existing (MWh)	New (MWh)	Total (MWh)
Wind	0	258	258
Solar	0	0	0
Hydro	0	0	0
Biomass	0	0	0
Total	0	258	258



Ergon Energy Queensland

Product options	R / C	Product details	Consumption / Block based	Availability
Clean Energy	R	10 % Accredited	Block of 333 kWh	QLD – Ergon franchise
	R	25% Accredited	Block	QLD – Ergon franchise
	R	50% Accredited	Block	QLD – Ergon franchise
	R	75% Accredited	Block	QLD – Ergon franchise
	R	100% Accredited	Block	QLD – Ergon franchise
Clean Energy Business	C	Customer chooses contribution 2.5% - 100%	Consumption	QLD – Ergon franchise

*R = Residential, C = Commercial

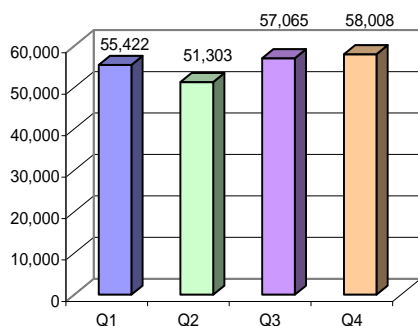
Contact Ergon Energy: On 13 10 46, or visit www.ergon.com.au.

Quarter in review - Previous quarter's figures adjusted from information supplied by provider

31 December	Residential	Commercial	Total
GreenPower customer numbers	54,888	3,120	58,008
GreenPower sales MWh	18,881	5,125	24,006
'New' GreenPower purchases	Includes Windy Hill Wind Farm Stage 1, Koombaloo Hydro and Tully Sugar Mill		

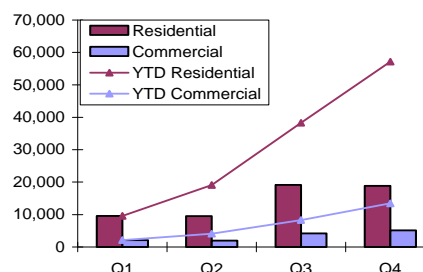
GreenPower customers

Total GreenPower customers per quarter



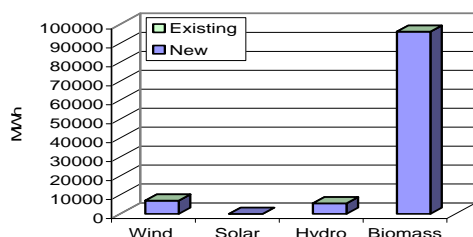
GreenPower sales

Quarterly and year to date (YTD) GreenPower sales (MWh)



GreenPower purchases

New and existing GreenPower purchased this quarter by generation type (MWh)



New purchased: 108,708 MWh

Existing purchased: 0 MWh

Year to date GreenPower purchased by generation type (MWh)

Generation type	Existing (MWh)	New (MWh)	Total (MWh)
Wind	0	29,499	29,499
Solar	0	0	0
Hydro	0	25,745	25,745
Biomass	0	177,064	177,064
Total	0	232,308	232,308



Horizon Power

Product options	R / C	Product details	Consumption / Block based	Availability
GreenSelect	R	50% Residential Accredited	Consumption	Regional WA
GreenSelect	R	100% Residential Accredited	Consumption	Regional WA

*R = Residential, C = Commercial

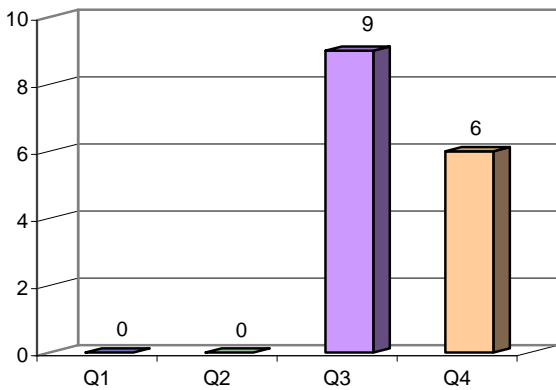
Contact Horizon Power: On 1800 089 504, or visit www.horizonpower.com.au.

Quarter in review

31 December	Residential	Commercial	Total
GreenPower customer numbers	5	1	6
GreenPower sales MWh	0	0	0
"New" GreenPower Purchases	There were no 'new' GreenPower purchases this quarter		

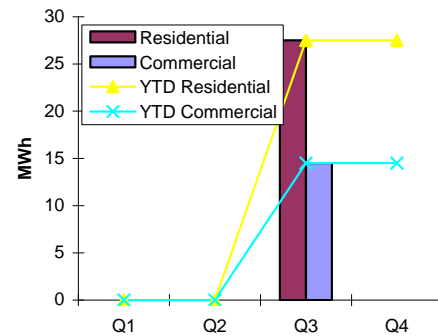
GreenPower customers

Total GreenPower customers per quarter



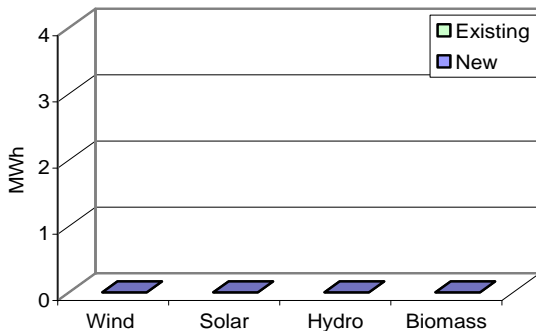
GreenPower sales

Quarterly and year to date (YTD) GreenPower sales (MWh)



GreenPower purchases

New and existing GreenPower purchased this quarter by generation type (MWh)



New purchased: 0 MWh
Existing purchased: 0 MWh

Year to date GreenPower purchased by generation type (MWh)

Generation type	Existing (MWh)	New (MWh)	Total (MWh)
Wind	0	0	0
Solar	0	0	0
Hydro	0	0	0
Biomass	0	0	0
Total	0	0	0



Integral Energy

Product options	R / C	Product details	Consumption / Block based	Availability
/Ngreen Home	R	10 % Accredited	Consumption	NSW
/NgreenPure	R	100 % Accredited	Consumption	NSW & QLD
/NgreenPower	R	20, 50 & 100 % Accredited	Consumption	NSW
/Ngreen Future	R	100 % Accredited	Consumption	NSW
/Ngreen Business	C	Choice of 2.5 %, 10 %, 50 % or 100 %	Consumption	NSW
/Ngreen Living	R & C	10, 20 & 50 % Accredited	Consumption	NSW & QLD
Business Green	C	Customer chooses percentage	Consumption	NSW, VIC, QLD, ACT
Hampton Wind	Not offered to new customers			
Wyuna Water				

*R – Residential, C – Commercial

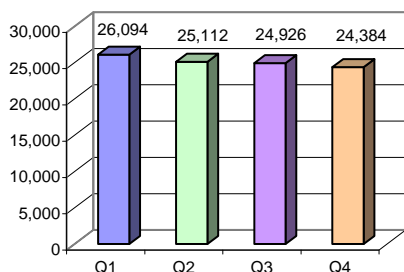
Contact Integral Energy: On 131 002 or visit www.integral.com.au

Quarter in review

31 December	Residential	Commercial	Total
GreenPower customer numbers	24,176	208	24,384
GreenPower sales MWh	5,561	6,495	12,056
'New' GreenPower purchases	Includes Hampton Park Wind Farm and Wyuna Water Hydro and Various Solar		

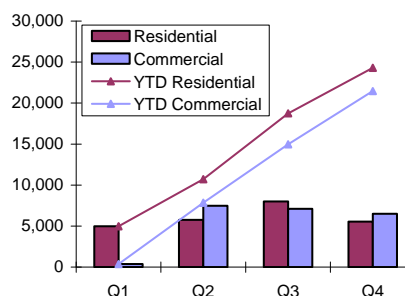
GreenPower customers

Total GreenPower customers per quarter



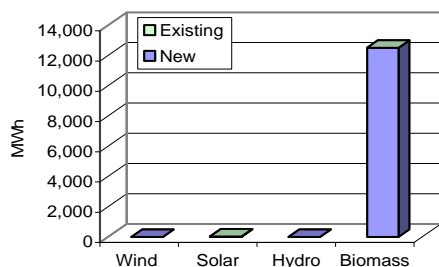
GreenPower sales

Quarterly and year to date (YTD) GreenPower sales (MWh)



GreenPower purchases

New and existing GreenPower purchased this quarter by generation type (MWh)



New purchased: 12,551 MWh

Existing purchased: 0 MWh

Year to date GreenPower purchased by generation type (MWh)

Generation type	Existing (MWh)	New (MWh)	Total (MWh)
Wind	0	1,908	1,908
Solar	1	100	101
Hydro	0	7,306	7,306
Biomass	0	12,516	12,516
Total	1	21,830	21,831



Jackgreen International

Product options	R / C	Product details	Consumption / Block based	Availability
Jackgreen Power 10 %	R & C	10 % Accredited	Consumption	NSW, VIC, SA, QLD
Jackgreen Power 25 %	R & C	25 % Accredited	Consumption	NSW, VIC, SA, QLD
Jackgreen Power 50 %	R & C	50 % Accredited	Consumption	NSW, VIC, SA, QLD
Jackgreen Power 100 %	R & C	100 % Accredited	Consumption	NSW, VIC, SA, QLD

*R – Residential, C – Commercial

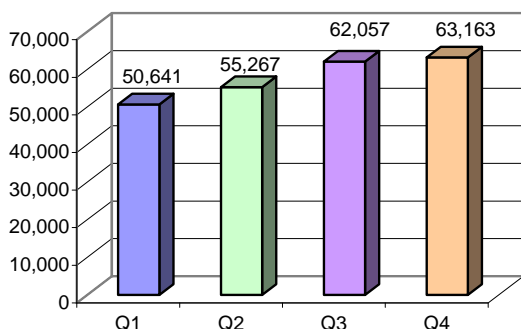
Contact Jackgreen: On 1300 465 225 or visit www.jackgreen.com.au

Quarter in review

31 December	Residential	Commercial	Total
GreenPower customer numbers	63,160	3	63,163
GreenPower sales MWh	8,781	139	8,920
'New' GreenPower purchases	There were no 'new' GreenPower purchases this quarter		

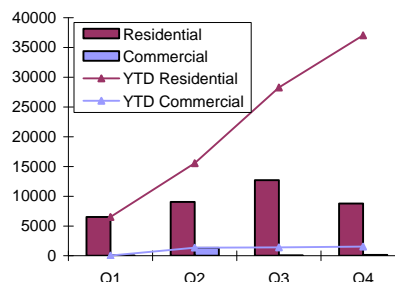
GreenPower customers

Total GreenPower customers per quarter



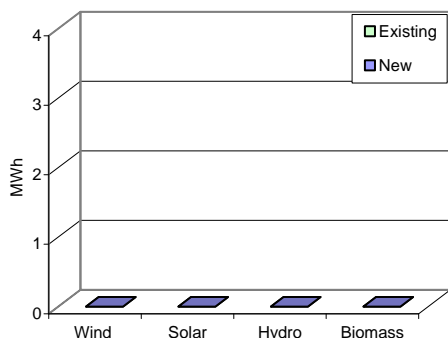
GreenPower sales

Quarterly and year to date (YTD) GreenPower sales (MWh)



GreenPower purchases

New and existing GreenPower purchased this quarter by generation type (MWh)



New purchased: 0 MWh
Existing purchased: 0 MWh

Year to date GreenPower purchased by generation type (MWh)

Generation type	Existing (MWh)	New (MWh)	Total (MWh)
Wind	0	0	0
Solar	0	0	0
Hydro	0	0	0
Biomass	0	0	0
Total	0	0	0



Momentum Energy

Product options	R / C	Product details	Consumption / Block based	Availability
Momentum Energy Green 10 %	R	10 % Accredited	Consumption	VIC, SA
Momentum Energy Green 20 %	R	20 % Accredited	Consumption	VIC, SA
Momentum Energy Green 25 %	R	25 % Accredited	Consumption	VIC, SA
Momentum Energy Green 50 %	R	50 % Accredited	Consumption	VIC, SA
Momentum Energy Green 75 %	R	75 % Accredited	Consumption	VIC, SA
Momentum Energy Green 100 %	R	100 % Accredited	Consumption	VIC, SA
Momentum Energy Green Business	C	Customer chooses contribution 1 % - 100 %	Consumption	VIC, SA

*R – Residential, C – Commercial

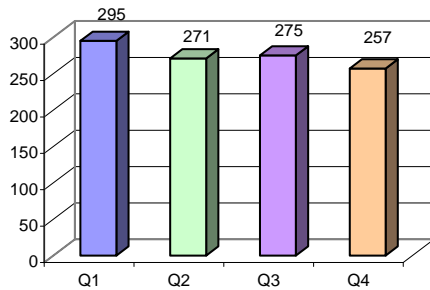
Contact Momentum Energy: On 1300 662 778 or visit: www.momentumenergy.com.au

Quarter in review

31 December	Residential	Commercial	Total
GreenPower customer numbers	246	11	257
GreenPower sales Mwh	44	207	251
'New' GreenPower purchases	There were no 'new' GreenPower purchases this quarter		

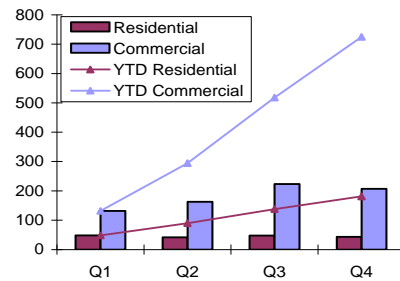
GreenPower customers

Total GreenPower customers per quarter



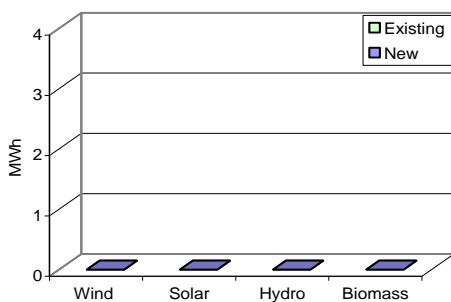
GreenPower sales

Quarterly and year to date (YTD) GreenPower sales (MWh)



GreenPower purchases

New and existing GreenPower purchased this quarter by generation type (MWh)



New purchased: 0 MWh
Existing purchased: 0 MWh

Year to date GreenPower purchased by generation type (MWh)

Generation type	Existing (MWh)	New (MWh)	Total (MWh)
Wind	0	0	0
Solar	0	0	0
Hydro	0	0	0
Biomass	0	0	0
Total	0	0	0



Neighbourhood Energy

Product options	R / C	Product details	Consumption / Block based	Availability
Greenlight 10	R	10 % Accredited	Consumption	VIC
Greenlight 25	R	25 % Accredited	Consumption	VIC
Greenlight 50	R	50 % Accredited	Consumption	VIC
Greenlight 100	R	100 % Accredited	Consumption	VIC

*R – Residential, C – Commercial

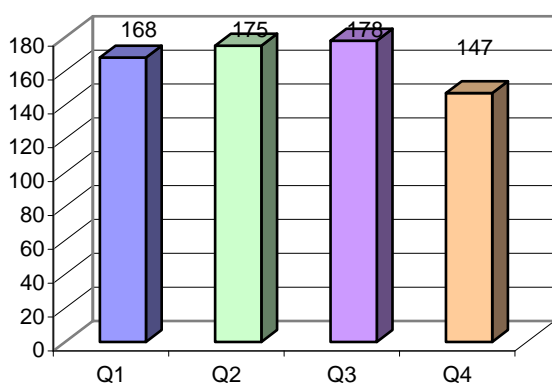
Contact Neighbourhood Energy: On 1300 764 860, or visit www.neighbourhood.com.au

Quarter in review - Previous quarter's figures adjusted from information supplied by provider

31 December	Residential	Commercial	Total
GreenPower customer numbers	147	0	147
GreenPower sales MWh	228	0	228
'New' GreenPower purchases	There were no 'new' GreenPower purchases this quarter		

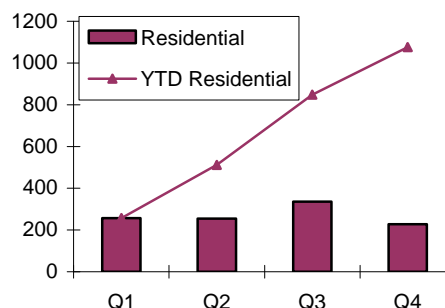
GreenPower customers

Total GreenPower customers per quarter



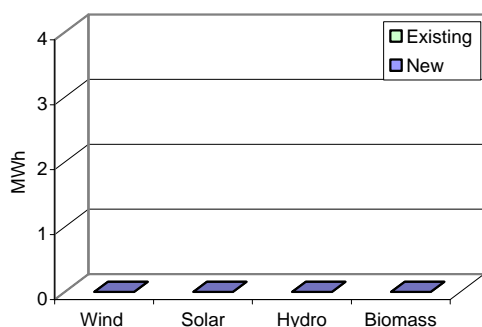
GreenPower sales

Quarterly and year to date (YTD) GreenPower sales (MWh)



GreenPower purchases

New and existing GreenPower purchased this quarter by generation type (MWh)



New purchased: 0 MWh

Existing purchased: 0 MWh

Year to date GreenPower purchased by generation type (MWh)

Generation type	Existing (MWh)	New (MWh)	Total (MWh)
Wind	0	0	0
Solar	0	0	0
Hydro	0	0	0
Biomass	0	0	0
Total	0	0	0



Origin Energy

Product options	R / C	Product Details	Consumption / Block Based	Availability
Earth'schoice	R	20 % Accredited	Block 330 kWh/quarter	QLD
Earth'schoice Business	C	Choice of fixed % of consumption (min 2.5%) or fixed volume in KWh	Block or consumption	QLD
GreenEarth 10	R	10 % Accredited	Consumption	NSW, VIC, SA
GreenEarth 20	R	20 % Accredited	Consumption	NSW, VIC, SA
GreenEarth 25	R	25 % Accredited	Consumption	NSW, VIC, SA
GreenEarth Extra	R	50 % Accredited	Consumption	NSW, VIC, SA
GreenEarth Wind	R	100 % Accredited	Consumption	NSW, VIC, SA
GreenEarth Solar	R	100 % Accredited	Consumption	NSW, VIC, SA
GreenEarth Business	C		Consumption	Australia wide
EcoPower	Not offered to new customers			
EcoSaver				

*R – Residential, C – Commercial

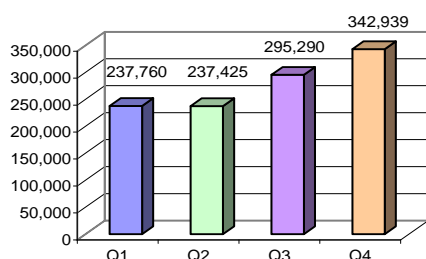
Contact Origin Energy: On 13 24 63 or visit www.originenergy.com.au

Quarter in review

31 December	Residential	Commercial	Total
GreenPower customer numbers	330,259	12,680	342,939
GreenPower sales MWh	111,200	82,895	194,095
'New' GreenPower purchases	Includes Chalicum Hills Wind Farm, Browns Plains Landfill and Lake Bonney Wind Farm & others		

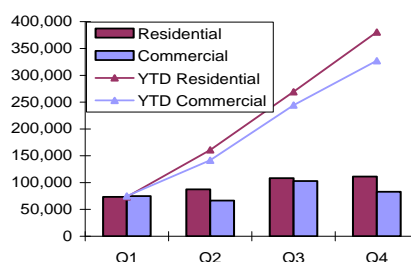
GreenPower customers

Total GreenPower customers per quarter



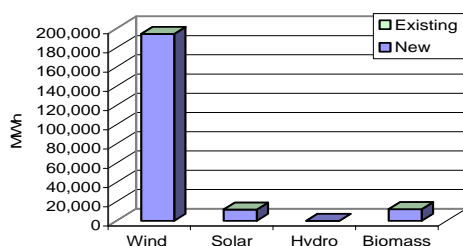
GreenPower sales

Quarterly and year to date (YTD) GreenPower sales (MWh)



GreenPower purchases

New and existing GreenPower purchased this quarter by generation type (MWh)



New purchased: 218,286 MWh

Existing purchased: 0 MWh

Year to date GreenPower purchased by generation type (MWh)

Generation type	Existing (MWh)	New (MWh)	Total (MWh)
Wind	0	589,700	589,700
Solar	0	33,868	33,868
Hydro	0	25,921	25,921
Biomass	0	47,152	47,152
Total	0	696,641	696,641

Queensland Electricity



Product options	R / C	Product details	Consumption /Block based	Availability
Eco Green	R	10 % Accredited	Consumption	QLD
Premium Green	R	100 % Accredited	Consumption	QLD
Business	C	Choice of 10 % of 100 %	Consumption	QLD

*R – Residential, C – Commercial

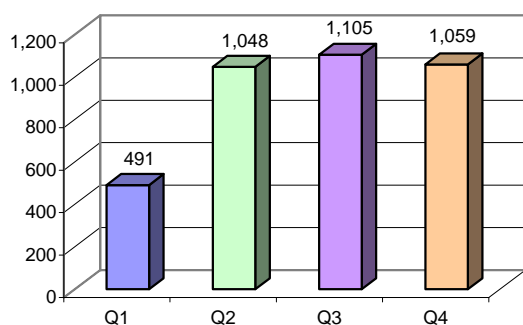
Contact Queensland Electricity: On 1300 728 325, or visit www.queenslandelectricity.com.au

Quarter in review

31 December	Residential	Commercial	Total
GreenPower customer numbers	1,059	N/A	1,059
GreenPower sales MWh	272	N/A	272
'New' GreenPower purchases	There were no 'new' GreenPower purchases this quarter		

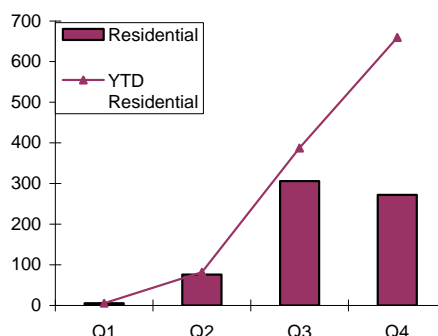
GreenPower customers

Total GreenPower customers per quarter



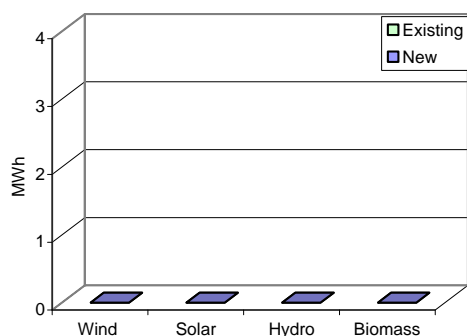
GreenPower sales

Quarterly and year to date (YTD) GreenPower sales (MWh)



GreenPower purchases

New and existing GreenPower purchased this quarter by generation type (MWh)



New purchased: 0 MWh
Existing purchased: 0 MWh

Year to date GreenPower purchased by generation type (MWh)

Generation type	Existing (MWh)	New (MWh)	Total (MWh)
Wind	0	0	0
Solar	0	0	0
Hydro	0	0	0
Biomass	0	0	0
Total	0	0	0

Red Energy



Product options	R / C	Product details	Consumption /Block based	Availability
Green Planet	R & C	100 % Accredited	Consumption	VIC, SA, QLD & ACT

*R – Residential, C – Commercial

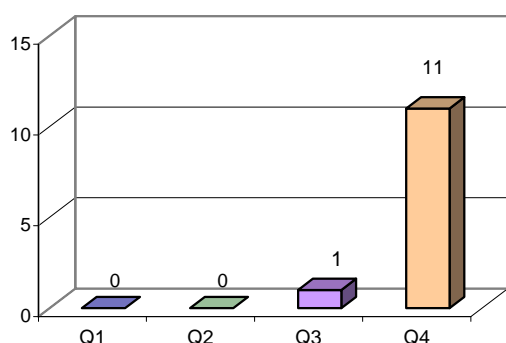
Contact Red Energy: On 13 18 06, or visit www.redenergy.com.au

Quarter in review

31 December	Residential	Commercial	Total
GreenPower customer numbers	10	1	11
GreenPower sales MWh	2	24	26
'New' GreenPower purchases	There were no 'new' GreenPower purchases this quarter		

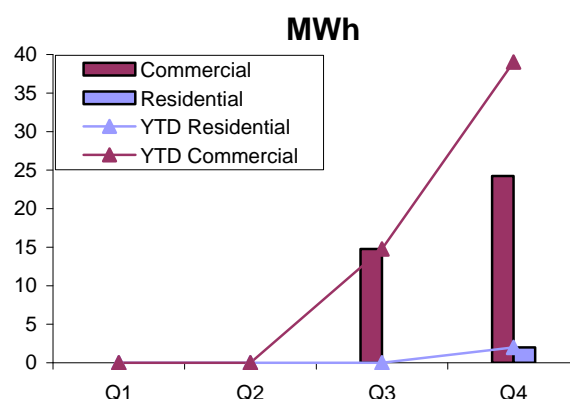
GreenPower customers

Total GreenPower customers per quarter



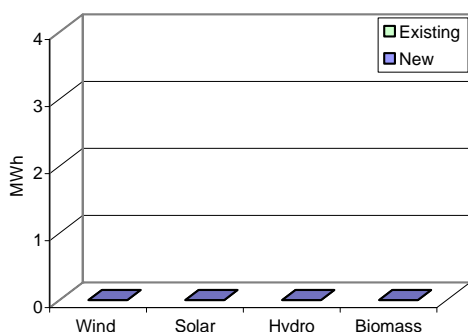
GreenPower sales

Quarterly and year to date (YTD) GreenPower sales (MWh)



GreenPower purchases

New and existing GreenPower purchased this quarter by generation type (MWh)



New purchased: 0 MWh

Existing purchased: 0 MWh

Year to date GreenPower purchased by generation type (MWh)

Generation type	Existing (MWh)	New (MWh)	Total (MWh)
Wind	0	0	0
Solar	0	0	0
Hydro	0	1,068	1,068
Biomass	0	0	0
Total	0	1,068	1,068

Simply Energy



Product options	R / C	Product details	Consumption / Block based	Availability
GreenSaver	R	10 % Accredited	Consumption	VIC & SA
GreenSaver Premium	R	100 % Accredited	Consumption	VIC & SA
Green@Work	C	Customers choose any percentage	Consumption	VIC & SA

*R – Residential, C – Commercial

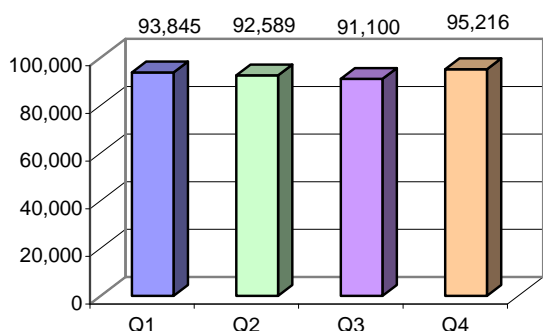
Contact Simply Energy: On 13 88 08, or visit www.simplyenergy.com.au

Quarter in review

31 December	Residential	Commercial	Total
GreenPower customer numbers	94,435	781	95,216
GreenPower sales MWh	15,228	6,527	21,755
'New' GreenPower purchases			

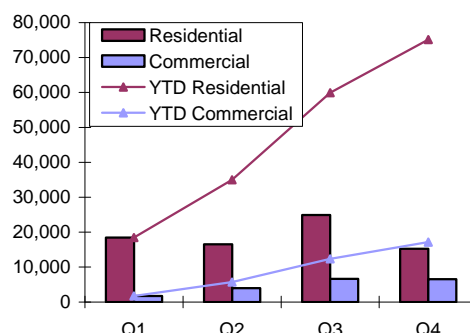
GreenPower customers

Total GreenPower customers per quarter



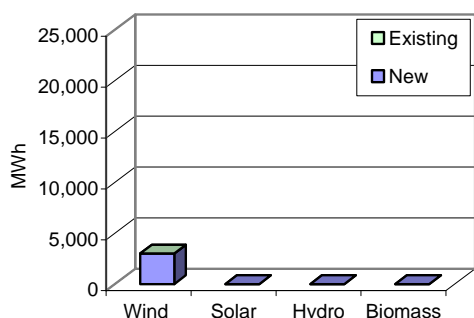
GreenPower sales

Quarterly and year to date (YTD) GreenPower sales (MWh)



GreenPower purchases

New and existing GreenPower purchased this quarter by generation type (MWh)



New purchased: 3,000 MWh

Existing purchased: 0 MWh

Year to date GreenPower purchased by generation type (MWh)

Generation type	Existing (MWh)	New (MWh)	Total (MWh)
Wind	0	28,000	28,000
Solar	0	0	0
Hydro	0	0	0
Biomass	0	0	0
Total	0	28,000	28,000

South Australia Electricity



Product Options	R / C	Product Details	Consumption / Block Based	Availability
Eco Green	R	10 % Accredited	Consumption	SA
Premium Green	R	100 % Accredited	Consumption	SA
Business	C	Choice of 10 % of 100 %	Consumption	SA

*R – Residential, C – Commercial

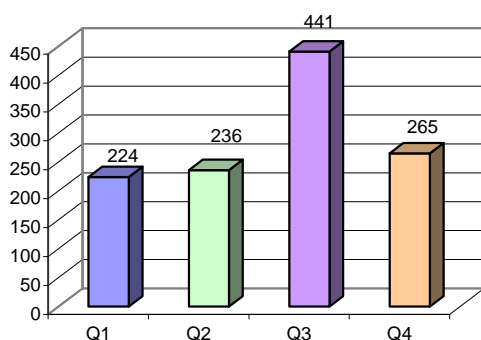
Contact South Australia Electricity: On 1300 360 294, or on www.southaustraliaelectricity.com.au

Quarter in review

31 December	Residential	Commercial	Total
GreenPower customer numbers	265	0	265
GreenPower sales MWh	162	0	162
'New' GreenPower purchases	There were no 'new' GreenPower purchases this quarter		

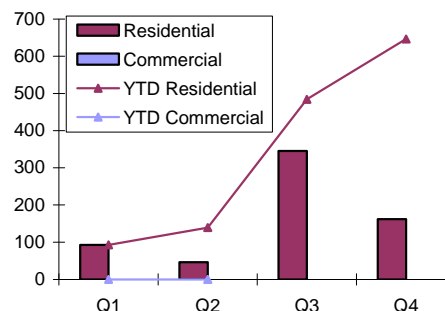
GreenPower customers

Total GreenPower customers per quarter



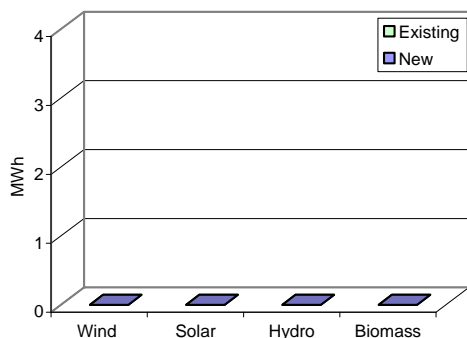
GreenPower sales

Quarterly and year to date (YTD) GreenPower sales (MWh)



GreenPower purchases

New and existing GreenPower purchased this quarter by generation type (MWh)



New purchased: 0 MWh
Existing purchased: 0 MWh

Year to date GreenPower purchased by generation type (MWh)

Generation type	Existing (MWh)	New (MWh)	Total (MWh)
Wind	0	0	0
Solar	0	0	0
Hydro	0	0	0
Biomass	0	0	0
Total	0	0	0

Product options	R / C	Product details	Consumption / Block based	Availability
Natural Power 25 %	R	25 % Accredited	Consumption	WA
Natural Power 50 %	R	50 % Accredited	Consumption	WA
Natural Power 75 %	R	75 % Accredited	Consumption	WA
Natural Power 100 %	R	100 % Accredited	Consumption	WA
Natural Power Business	C	Choice of 5 %, 10 %, 25 %, 50 %, 75 % or 100 %	Consumption	WA
EasyGreen	R	Choice of between 1,200 kWh – 9,600 kWh (increments of 1,200 kWh) per annum	Block	WA

*R – Residential, C – Commercial

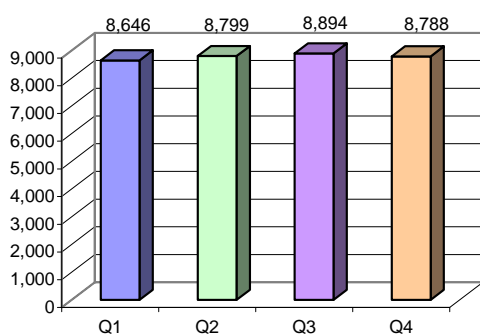
Contact Synergy: On 13 13 53, or visit: www.synergyenergy.com.au

Quarter in review- Previous quarter's figures adjusted from information supplied by provider

31 December	Residential	Commercial	Total
GreenPower customer numbers	7,486	1,302	8,788
GreenPower sales MWh	7,123	11,176	18,299
'New' GreenPower purchases	Albany and Emu Downs Wind Farms		

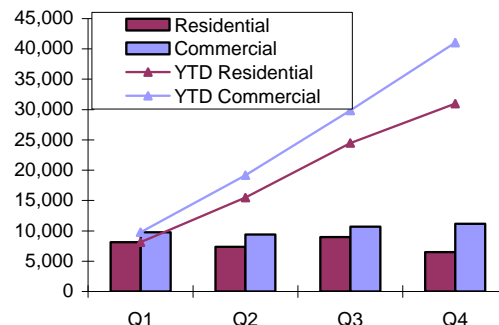
GreenPower customers

Total GreenPower customers per quarter



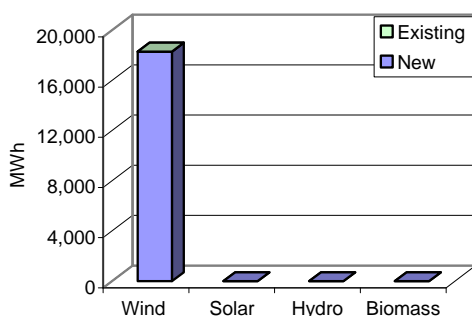
GreenPower sales

Quarterly and year to date (YTD) GreenPower sales (MWh)



GreenPower purchases

New and existing GreenPower purchased this quarter by generation type (MWh)



Year to date GreenPower purchased by generation type (MWh)

Generation type	Existing (MWh)	New (MWh)	Total (MWh)
Wind	0	72,984	72,984
Solar	0	0	0
Hydro	0	0	0
Biomass	0	0	0
Total	0	72,984	72,984

New purchased: 18,299 MWh

Existing purchased: 0 MWh



Product options	R / C	Product details	Consumption / Block based	Availability
Go Green	R	10 % Accredited	Consumption	NSW, VIC, SA, ACT, QLD
Planet Starter	R	10 % Accredited	Consumption	NSW, VIC, SA, ACT, QLD
Planet	R	20 % Accredited	Consumption	NSW, VIC, SA, ACT, QLD
Planet Plus	R	50 % Accredited	Consumption	NSW, VIC, SA, ACT, QLD
Wind Power	R	100 % Accredited	Consumption	NSW, VIC, SA, ACT, QLD
TRUenergy Green	C	Choice between 1 % - 100 % Accredited	Consumption	NSW, VIC, SA, ACT, QLD
TRUenergy Eco-friendly	C	Choice of 2.5 %, 5 %, 10 %, 25 %, 50 %, 75 %	Consumption	NSW, VIC, SA, ACT, QLD
TRUenergy Wind Power	C	100 %	Consumption	NSW, VIC, SA, ACT, QLD

*R – Residential, C – Commercial

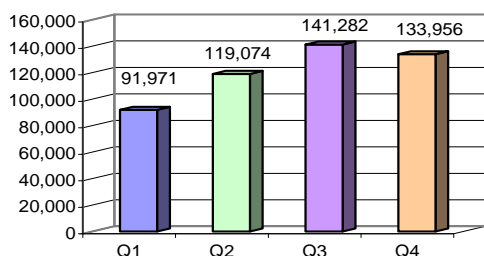
Contact TRUenergy: On 133 466 or visit www.truenergy.com.au

Quarter in review- Previous quarter's figures adjusted from information supplied by provider

31 December	Residential	Commercial	Total
GreenPower customer numbers	130,488	3,468	133,956
GreenPower sales MWh	11,166	6,970	18,136
'New' GreenPower purchases	Cathedral Rocks and Wattle Point Wind Farms		

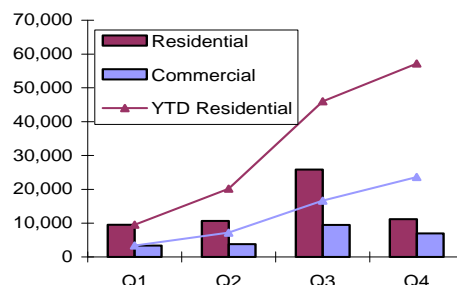
GreenPower customers

Total GreenPower customers per quarter



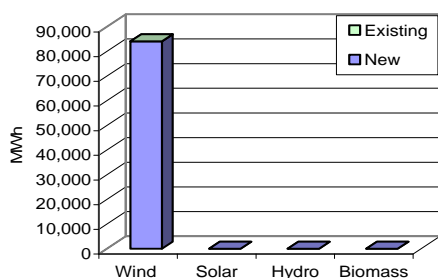
GreenPower sales

Quarterly and year to date (YTD) GreenPower sales (MWh)



GreenPower purchases

New and existing GreenPower purchased this quarter by generation type (MWh)



Year to date GreenPower purchased by generation type (MWh)

Generation type	Existing (MWh)	New (MWh)	Total (MWh)
Wind	0	369,155	369,155
Solar	0	0	0
Hydro	0	0	0
Biomass	0	0	0
Total	0	369,155	369,155

New purchased: 84,054 MWh
Existing purchased: 0 MWh

Product options	R / C	Product details	Consumption / Block based	Availability
Eco Green	R	10 % Accredited	Consumption	VIC
Premium Green	R	100 % Accredited	Consumption	VIC
Business	C	Choice of 10 % or 100 %	Consumption	VIC

*R – Residential, C – Commercial

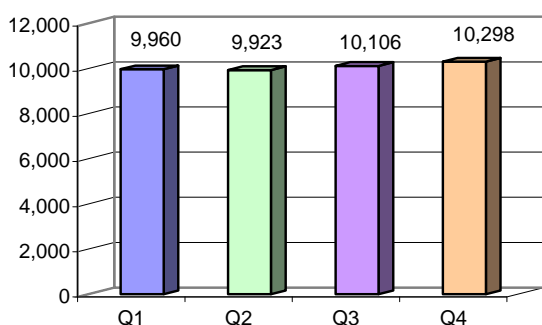
Contact Victoria Electricity: On 1300 136 749, or visit: www.victoriaelectricity.com.au

Quarter in review

31 December	Residential	Commercial	Total
GreenPower customer numbers	10,223	75	10,298
GreenPower sales MWh	2,383	426	2,809
'New' GreenPower purchases	There were no 'new' GreenPower purchases this quarter		

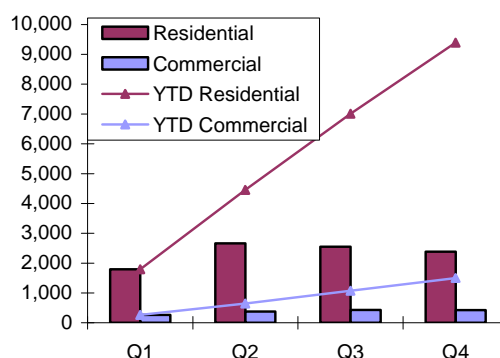
GreenPower customers

Total GreenPower customers per quarter



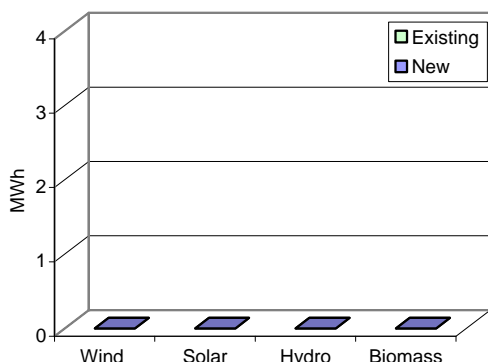
GreenPower sales

Quarterly and year to date (YTD) GreenPower sales (MWh)



GreenPower purchases

New and existing GreenPower purchased this quarter by generation type (MWh)



New purchased: 0 MWh
Existing purchased: 0 MWh

Year to date GreenPower purchased by generation type (MWh)

Generation type	Existing (MWh)	New (MWh)	Total (MWh)
Wind	0	0	0
Solar	0	0	0
Hydro	0	0	0
Biomass	0	6,000	6,000
Total	0	6,000	6,000

Viridor



Product options	R / C	Product details	Consumption / Block based	Availability
Deep Green Renewable	C	Choice of 1 % to 100 % Accredited	Block	Australia wide

*R – Residential, C – Commercial

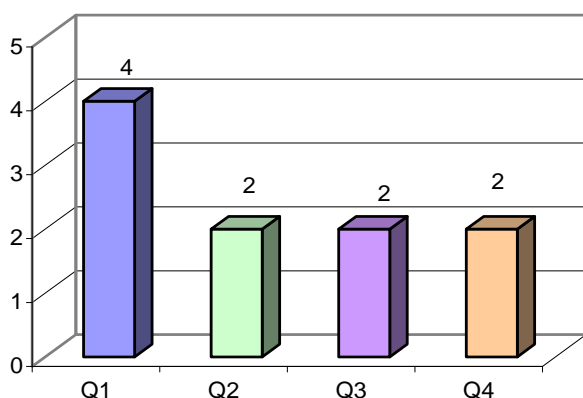
Contact Viridor: On (02) 9518 3121, or visit: www.viridor.com.au.

Quarter in review- Previous quarter's figures adjusted from information supplied by provider

31 December	Residential	Commercial	Total
GreenPower customer numbers	N/A	2	2
GreenPower sales MWh	N/A	315	315
'New' GreenPower purchases	Starfish Hill wind farm		

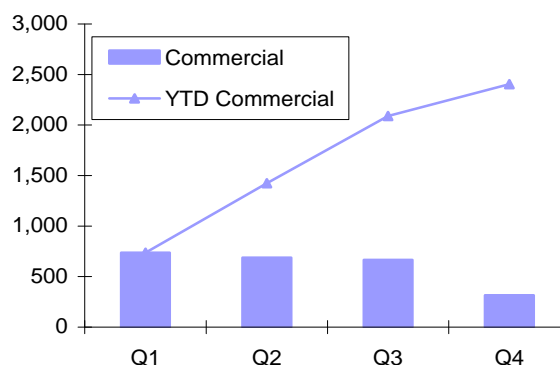
GreenPower customers

Total GreenPower customers per quarter



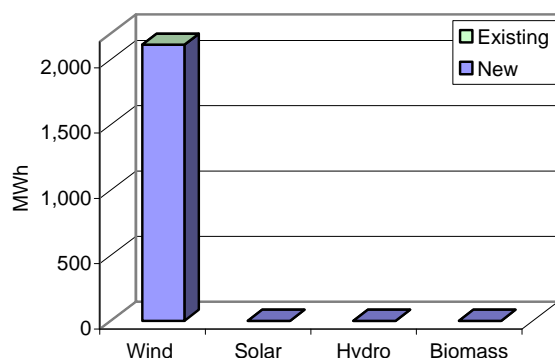
GreenPower sales

Quarterly and year to date (YTD) GreenPower sales (MWh)



GreenPower purchases

New and existing GreenPower purchased this quarter by generation type (MWh)



New purchased: 2115 MWh

Existing purchased: 0 MWh

Year to date GreenPower purchased by generation type (MWh)

Generation type	Existing (MWh)	New (MWh)	Total (MWh)
Wind	0	2,515	2,515
Solar	0	0	0
Hydro	0	0	0
Biomass	0	0	0
Total	0	2,515	2,515

Appendix A – Major generator types

Solar Photovoltaic

Energy from the sun can be categorised in two ways, as heat energy (thermal energy) or as light energy.

Photovoltaics are a semiconductor-based technology which converts the sun's *light* energy directly into an electrical current. Photovoltaic panels are very versatile and can be mounted in a variety of sizes and applications such as on building roofs, street lights or roadside emergency phones.

Wind turbines

Wind turbines can be used to drive a generator to create electricity. Modern wind turbines for generating electricity usually have two or three blades (up to 45m in length) and often involve dual land use, as sheep and cattle can graze around the base of the turbines. A single wind turbine may be sufficient to power up to 500 homes. Commercial wind farms group these turbines together in one location to produce larger amounts of electricity.

Hydro-electric

Hydro-electric power is electricity produced from the energy of falling water using dams, turbines and generators. The environmental impact of hydro-electric projects varies and only those that can be shown to be environmentally acceptable can be accredited under GreenPower.

Biomass

Methane generated by the decomposition of biomass resources (putrescibles and green waste) in landfill sites, sewage treatment works or large scale composting can be used to generate electricity. Waste materials from agricultural enterprises such as forestry, sugar cane, winery and cotton production can also be used to generate electricity.

Such projects are considered generally suitable as GreenPower projects, but are carefully assessed by the Project Manager on a case by case basis.

A wide variety of crops could be grown specifically for energy generation including timbers, oils or complex sugars. The suitability of these crops will depend on the sustainability of the agricultural practices used. The "energy crops" industry is in its infancy in Australia.

With regard to forestry wastes, utilisation of fuels from existing forestry plantations is likely to be generally acceptable under GreenPower. However, utilisation of any materials (including wastes) from high conservation value forests such as old growth forests is not acceptable.

Endnotes

A 'new' GreenPower generator is defined as an electricity generator or increase in generator capacity, which was commissioned or first sold energy (whichever is earlier) after January 1, 1997 or after launch of the GreenPower Product (whichever is earlier).

An 'existing' GreenPower generator is defined as an electricity generator or increase in generator capacity which was commissioned or first sold energy (whichever is earlier) prior to January 1, 1997.